

The Special Population for this Report is 'All IFTs'
<<<<< S.E.V., Taxable and Capped Values >>>>>

Totals for School 73010: SAGINAW CITY

Totals for Unit: 02 CITY OF ZILWAUKEE

Property Class	Count	2019 SEV	Fin SEV	2020 SEV	2019 Tax	Fin Tax	2020 Tax	BOR Tax	2020 Cap	2020 MCAP
Industrial	1	0	0	550,000	0	0	0	550,000	0	550,000
Ind. Personal	3	0	0	0	0	0	44,500	0	44,500	0
All: 02	4	0	0	550,000	0	0	44,500	550,000	44,500	550,000

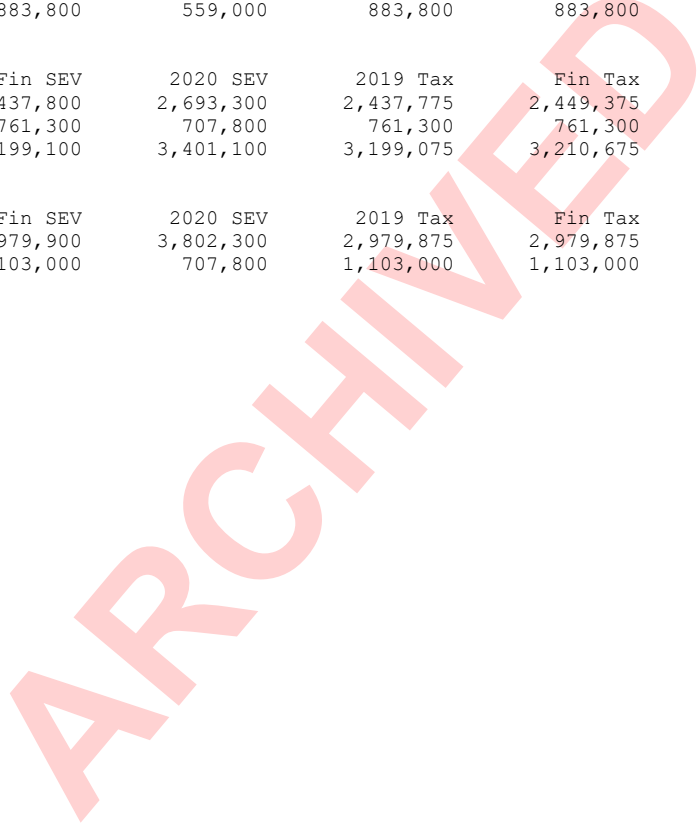
Totals for Unit: 18 KOCHVILLE TOWNSHIP

Property Class	Count	2019 SEV	Fin SEV	2020 SEV	2019 Tax	Fin Tax	2020 Tax	BOR Tax	2020 Cap	2020 MCAP
Industrial	2	542,100	542,100	559,000	542,100	542,100	552,399	552,399	552,399	552,399
Ind. Personal	1	341,700	341,700	0	341,700	341,700	0	0	0	0
All: 18	3	883,800	883,800	559,000	883,800	883,800	552,399	552,399	552,399	552,399

Totals for Unit: 90 CITY OF SAGINAW

Property Class	Count	2019 SEV	Fin SEV	2020 SEV	2019 Tax	Fin Tax	2020 Tax	BOR Tax	2020 Cap	2020 MCAP
Industrial	13	2,437,800	2,437,800	2,693,300	2,437,775	2,449,375	2,693,275	2,693,275	2,721,430	2,721,430
Ind. Personal	28	761,300	761,300	707,800	761,300	761,300	707,800	707,800	707,800	707,800
All: 90	41	3,199,100	3,199,100	3,401,100	3,199,075	3,210,675	3,401,075	3,401,075	3,429,230	3,429,230

Totals	Count	2019 SEV	Fin SEV	2020 SEV	2019 Tax	Fin Tax	2020 Tax	BOR Tax	2020 Cap	2020 MCAP
Real	16	2,979,900	2,979,900	3,802,300	2,979,875	2,979,875	3,245,674	3,795,674	3,273,829	3,823,829
Personal	32	1,103,000	1,103,000	707,800	1,103,000	1,103,000	752,300	707,800	752,300	707,800



The Special Population for this Report is 'All IFTs'

<<<< S.E.V., Taxable and Capped Values >>>>

Totals for School 73012: SAGINAW CITY/ BUENA VISTA

Totals for Unit: 10 BUENA VISTA TOWNSHIP

Property Class	Count	2019 SEV	Fin SEV	2020 SEV	2019 Tax	Fin Tax	2020 Tax	BOR Tax	2020 Cap	2020 MCAP
Industrial	5	5,131,500	5,131,500	5,224,600	5,131,500	5,131,500	5,223,004	5,223,004	5,228,997	5,228,997
Ind. Personal	5	2,010,300	2,010,300	1,757,500	2,010,300	2,027,300	1,757,500	1,757,500	1,757,500	1,757,500
All: 10	10	7,141,800	7,141,800	6,982,100	7,141,800	7,158,800	6,980,504	6,980,504	6,986,497	6,986,497
Totals	Count	2019 SEV	Fin SEV	2020 SEV	2019 Tax	Fin Tax	2020 Tax	BOR Tax	2020 Cap	2020 MCAP
Real	5	5,131,500	5,131,500	5,224,600	5,131,500	5,131,500	5,223,004	5,223,004	5,228,997	5,228,997
Personal	5	2,010,300	2,010,300	1,757,500	2,010,300	2,010,300	1,757,500	1,757,500	1,757,500	1,757,500

ARCHIVED

The Special Population for this Report is 'All IFTs'

<<<< S.E.V., Taxable and Capped Values >>>>

Totals for School 73030: CARROLLTON

Totals for Unit: 11 CARROLLTON TOWNSHIP

Property Class	Count	2019 SEV	Fin SEV	2020 SEV	2019 Tax	Fin Tax	2020 Tax	BOR Tax	2020 Cap	2020 MCAP
Industrial	2	149,700	149,700	149,800	149,700	149,700	149,800	149,800	152,543	152,543
Ind. Personal	2	52,000	52,000	47,200	52,000	52,000	47,200	47,200	47,200	47,200
All: 11	4	201,700	201,700	197,000	201,700	201,700	197,000	197,000	199,743	199,743
Totals	Count	2019 SEV	Fin SEV	2020 SEV	2019 Tax	Fin Tax	2020 Tax	BOR Tax	2020 Cap	2020 MCAP
Real	2	149,700	149,700	149,800	149,700	149,700	149,800	149,800	152,543	152,543
Personal	2	52,000	52,000	47,200	52,000	52,000	47,200	47,200	47,200	47,200

ARCHIVED

The Special Population for this Report is 'All IFTs'

<<<< S.E.V., Taxable and Capped Values >>>>

Totals for School 73040: SAGINAW TOWNSHIP

Totals for Unit: 23 SAGINAW CHARTER TOWNSHIP

Property Class	Count	2019 SEV	Fin SEV	2020 SEV	2019 Tax	Fin Tax	2020 Tax	BOR Tax	2020 Cap	2020 MCAP
Industrial	3	2,728,500	2,728,500	2,759,700	2,379,954	2,379,954	2,421,319	2,421,319	2,421,319	2,421,319
Ind. Personal	1	994,500	0	1,494,700	994,500	0	1,494,700	1,494,700	1,494,700	1,494,700
All: 23	4	3,723,000	2,728,500	4,254,400	3,374,454	2,379,954	3,916,019	3,916,019	3,916,019	3,916,019
Totals	Count	2019 SEV	Fin SEV	2020 SEV	2019 Tax	Fin Tax	2020 Tax	BOR Tax	2020 Cap	2020 MCAP
Real	3	2,728,500	2,728,500	2,759,700	2,379,954	2,379,954	2,421,319	2,421,319	2,421,319	2,421,319
Personal	1	994,500	0	1,494,700	994,500	0	1,494,700	1,494,700	1,494,700	1,494,700

ARCHIVED

The Special Population for this Report is 'All IFTs'
<<<<< S.E.V., Taxable and Capped Values >>>>>

Totals for School 73110: CHESANING

Totals for Unit: 04 ALBEE TOWNSHIP

Property Class	Count	2019 SEV	Fin SEV	2020 SEV	2019 Tax	Fin Tax	2020 Tax	BOR Tax	2020 Cap	2020 MCAP
Ind. Personal	1	0	0	0	0	0	0	0	0	0
All: 04	1	0	0	0	0	0	0	0	0	0

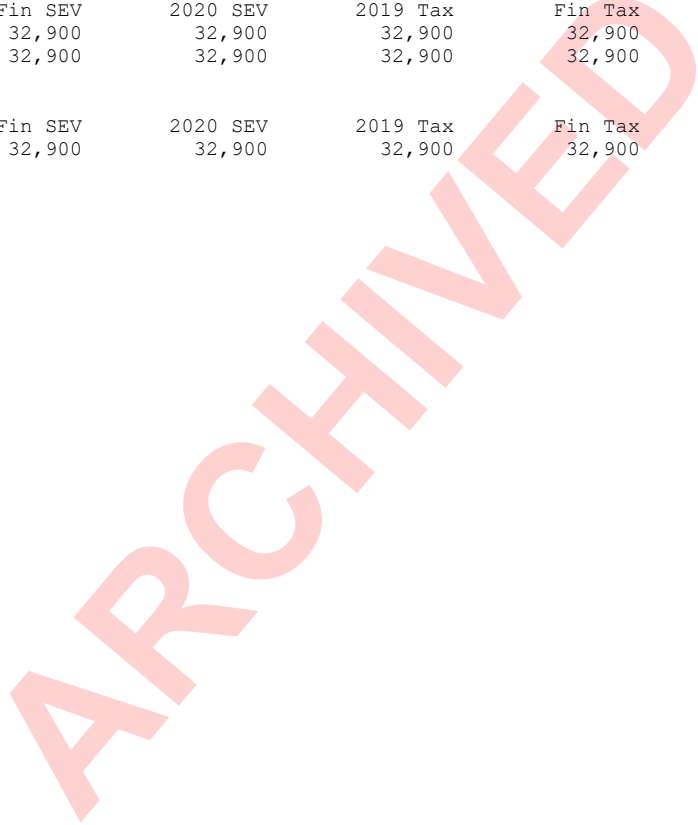
Totals for Unit: 13 CHESANING TOWNSHIP

Property Class	Count	2019 SEV	Fin SEV	2020 SEV	2019 Tax	Fin Tax	2020 Tax	BOR Tax	2020 Cap	2020 MCAP
Ind. Personal	1	0	0	0	0	0	0	0	0	0
All: 13	1	0	0	0	0	0	0	0	0	0

Totals for Unit: 13V CHESANING VILLAGE

Property Class	Count	2019 SEV	Fin SEV	2020 SEV	2019 Tax	Fin Tax	2020 Tax	BOR Tax	2020 Cap	2020 MCAP
Ind. Personal	1	32,900	32,900	32,900	32,900	32,900	32,900	32,900	32,900	32,900
All: 13V	1	32,900	32,900	32,900	32,900	32,900	32,900	32,900	32,900	32,900

Totals	Count	2019 SEV	Fin SEV	2020 SEV	2019 Tax	Fin Tax	2020 Tax	BOR Tax	2020 Cap	2020 MCAP
Personal	3	32,900	32,900	32,900	32,900	32,900	32,900	32,900	32,900	32,900



The Special Population for this Report is 'All IFTs'
<<<<< S.E.V., Taxable and Capped Values >>>>>

Totals for School 73170: BIRCH RUN

Totals for Unit: 27 TAYMOUTH TOWNSHIP

Property Class	Count	2019 SEV	Fin SEV	2020 SEV	2019 Tax	Fin Tax	2020 Tax	BOR Tax	2020 Cap	2020 MCAP
Industrial	0	118,000	0	0	109,721	0	0	0	0	0
Ind. Personal	0	156,300	0	0	156,300	0	0	0	0	0
All: 27	0	274,300	0	0	266,021	0	0	0	0	0
Totals	Count	2019 SEV	Fin SEV	2020 SEV	2019 Tax	Fin Tax	2020 Tax	BOR Tax	2020 Cap	2020 MCAP
Real	0	118,000	0	0	109,721	0	0	0	0	0
Personal	0	156,300	0	0	156,300	0	0	0	0	0

ARCHIVED

The Special Population for this Report is 'All IFTs'

<<<< S.E.V., Taxable and Capped Values >>>>

Totals for School 73180: BRIDGEPORT

Totals for Unit: 09 BRIDGEPORT TOWNSHIP

Property Class	Count	2019 SEV	Fin SEV	2020 SEV	2019 Tax	Fin Tax	2020 Tax	BOR Tax	2020 Cap	2020 MCAP
Industrial	10	2,047,100	2,047,100	2,128,100	2,047,100	2,047,100	1,989,100	2,128,100	2,085,993	2,224,993
Ind. Personal	20	584,300	584,300	531,400	584,300	584,300	762,800	531,400	762,800	531,400
All: 09	30	2,631,400	2,631,400	2,659,500	2,631,400	2,631,400	2,751,900	2,659,500	2,848,793	2,756,393

Totals for Unit: 25 SPAULDING TOWNSHIP

Property Class	Count	2019 SEV	Fin SEV	2020 SEV	2019 Tax	Fin Tax	2020 Tax	BOR Tax	2020 Cap	2020 MCAP
Industrial	3	70,700	70,700	73,300	70,700	70,700	72,043	72,043	72,043	72,043
Ind. Personal	1	15,100	15,100	14,100	15,100	15,100	14,100	14,100	14,100	14,100
All: 25	4	85,800	85,800	87,400	85,800	85,800	86,143	86,143	86,143	86,143

Totals	Count	2019 SEV	Fin SEV	2020 SEV	2019 Tax	Fin Tax	2020 Tax	BOR Tax	2020 Cap	2020 MCAP
Real	13	2,117,800	2,117,800	2,201,400	2,117,800	2,117,800	2,061,143	2,200,143	2,158,036	2,297,036
Personal	21	599,400	599,400	545,500	599,400	599,400	776,900	545,500	776,900	545,500



The Special Population for this Report is 'All IFTs'

<<<<< S.E.V., Taxable and Capped Values >>>>>

Totals for School 73190: FRANKENMUTH

Totals for Unit: 03 CITY OF FRANKENMUTH

Property Class	Count	2019 SEV	Fin SEV	2020 SEV	2019 Tax	Fin Tax	2020 Tax	BOR Tax	2020 Cap	2020 MCAP
Industrial	7	2,741,500	2,741,500	2,738,700	2,726,454	2,726,454	2,737,604	2,737,604	2,778,255	2,778,255
Ind. Personal	8	917,100	917,100	329,000	917,100	917,100	329,000	329,000	329,000	329,000
All: 03	15	3,658,600	3,658,600	3,067,700	3,643,554	3,643,554	3,066,604	3,066,604	3,107,255	3,107,255

Totals for Unit: 06 BLUMFIELD TOWNSHIP

Property Class	Count	2019 SEV	Fin SEV	2020 SEV	2019 Tax	Fin Tax	2020 Tax	BOR Tax	2020 Cap	2020 MCAP
Ind. Personal	1	243,200	243,200	230,300	243,200	243,200	230,300	230,300	230,300	230,300
All: 06	1	243,200	243,200	230,300	243,200	243,200	230,300	230,300	230,300	230,300

Totals for Unit: 14 FRANKENMUTH TOWNSHIP

Property Class	Count	2019 SEV	Fin SEV	2020 SEV	2019 Tax	Fin Tax	2020 Tax	BOR Tax	2020 Cap	2020 MCAP
Industrial	2	167,600	167,600	167,600	167,600	167,600	167,600	167,600	170,783	170,783
Ind. Personal	3	126,900	126,900	0	126,900	126,900	0	0	0	0
All: 14	5	294,500	294,500	167,600	294,500	294,500	167,600	167,600	170,783	170,783

Totals	Count	2019 SEV	Fin SEV	2020 SEV	2019 Tax	Fin Tax	2020 Tax	BOR Tax	2020 Cap	2020 MCAP
Real	9	2,909,100	2,909,100	2,906,300	2,894,054	2,894,054	2,905,204	2,905,204	2,949,038	2,949,038
Personal	12	1,287,200	1,287,200	559,300	1,287,200	1,287,200	559,300	559,300	559,300	559,300

ARCHIVED

The Special Population for this Report is 'All IFTs'
<<<<< S.E.V., Taxable and Capped Values >>>>>

Totals for School 73200: FREELAND

Totals for Unit: 29 TITTABAWASSEE TOWNSHIP

Property Class	Count	2019 SEV	Fin SEV	2020 SEV	2019 Tax	Fin Tax	2020 Tax	BOR Tax	2020 Cap	2020 MCAP
Industrial	6	394,900	394,900	363,000	374,558	374,558	363,000	363,000	381,674	381,674
Ind. Personal	3	66,100	66,100	54,300	66,100	66,100	54,300	54,300	54,300	54,300
All: 29	9	461,000	461,000	417,300	440,658	440,658	417,300	417,300	435,974	435,974
Totals	Count	2019 SEV	Fin SEV	2020 SEV	2019 Tax	Fin Tax	2020 Tax	BOR Tax	2020 Cap	2020 MCAP
Real	6	394,900	394,900	363,000	374,558	374,558	363,000	363,000	381,674	381,674
Personal	3	66,100	66,100	54,300	66,100	66,100	54,300	54,300	54,300	54,300

ARCHIVED

The Special Population for this Report is 'All IFTs'

<<<< S.E.V., Taxable and Capped Values >>>>

Totals for School 73210: HEMLOCK

Totals for Unit: 28 THOMAS TOWNSHIP

Property Class	Count	2019 SEV	Fin SEV	2020 SEV	2019 Tax	Fin Tax	2020 Tax	BOR Tax	2020 Cap	2020 MCAP
Industrial	11	86,887,300	86,887,300	65,775,500	86,789,424	107,588,424	65,675,962	65,675,962	67,244,237	67,244,237
Ind. Personal	17	1,742,800	1,742,800	1,204,600	1,742,800	1,742,800	1,204,600	1,204,600	1,204,600	1,204,600
All: 28	28	88,630,100	88,630,100	66,980,100	88,532,224	109,331,224	66,880,562	66,880,562	68,448,837	68,448,837
Totals	Count	2019 SEV	Fin SEV	2020 SEV	2019 Tax	Fin Tax	2020 Tax	BOR Tax	2020 Cap	2020 MCAP
Real	11	86,887,300	86,887,300	65,775,500	86,789,424	86,789,424	65,675,962	65,675,962	67,244,237	67,244,237
Personal	17	1,742,800	1,742,800	1,204,600	1,742,800	1,742,800	1,204,600	1,204,600	1,204,600	1,204,600

ARCHIVED

The Special Population for this Report is 'All IFTs'

<<<< S.E.V., Taxable and Capped Values >>>>

Totals for School 73230: MERRILL

Totals for Unit: 17V MERRILL VILLAGE

Property Class	Count	2019 SEV	Fin SEV	2020 SEV	2019 Tax	Fin Tax	2020 Tax	BOR Tax	2020 Cap	2020 MCAP
Industrial	1	384,800	384,800	0	351,851	703,702	0	0	0	0
Ind. Personal	15	2,542,900	2,542,900	2,085,500	2,542,900	2,542,900	2,085,500	2,085,500	2,085,500	2,085,500
All: 17V	16	2,927,700	2,927,700	2,085,500	2,894,751	3,246,602	2,085,500	2,085,500	2,085,500	2,085,500
Totals	Count	2019 SEV	Fin SEV	2020 SEV	2019 Tax	Fin Tax	2020 Tax	BOR Tax	2020 Cap	2020 MCAP
Real	1	384,800	384,800	0	351,851	351,851	0	0	0	0
Personal	15	2,542,900	2,542,900	2,085,500	2,542,900	2,542,900	2,085,500	2,085,500	2,085,500	2,085,500

ARCHIVED

The Special Population for this Report is 'All IFTs'

<<<< S.E.V., Taxable and Capped Values >>>>

Totals for School 73240: ST CHARLES

Totals for Unit: 26 SWAN CREEK TOWNSHIP

Property Class	Count	2019 SEV	Fin SEV	2020 SEV	2019 Tax	Fin Tax	2020 Tax	BOR Tax	2020 Cap	2020 MCAP
Industrial	1	0	0	0	0	0	0	0	0	0
Ind. Personal	1	198,500	198,500	223,900	198,500	198,500	223,900	223,900	223,900	223,900
All: 26	2	198,500	198,500	223,900	198,500	198,500	223,900	223,900	223,900	223,900
Totals	Count	2019 SEV	Fin SEV	2020 SEV	2019 Tax	Fin Tax	2020 Tax	BOR Tax	2020 Cap	2020 MCAP
Real	1	0	0	0	0	0	0	0	0	0
Personal	1	198,500	198,500	223,900	198,500	198,500	223,900	223,900	223,900	223,900

ARCHIVED

The Special Population for this Report is 'All IFTs'

<<<< S.E.V., Taxable and Capped Values >>>>

Totals for School 79110: REESE

Totals for Unit: 06 BLUMFIELD TOWNSHIP

Property Class	Count	2019 SEV	Fin SEV	2020 SEV	2019 Tax	Fin Tax	2020 Tax	BOR Tax	2020 Cap	2020 MCAP
Industrial	1	1,051,800	1,051,800	1,037,500	1,051,800	1,051,800	1,037,500	1,037,500	1,071,274	1,071,274
Ind. Personal	1	356,700	356,700	329,500	356,700	356,700	329,500	329,500	329,500	329,500
All: 06	2	1,408,500	1,408,500	1,367,000	1,408,500	1,408,500	1,367,000	1,367,000	1,400,774	1,400,774
Totals	Count	2019 SEV	Fin SEV	2020 SEV	2019 Tax	Fin Tax	2020 Tax	BOR Tax	2020 Cap	2020 MCAP
Real	1	1,051,800	1,051,800	1,037,500	1,051,800	1,051,800	1,037,500	1,037,500	1,071,274	1,071,274
Personal	1	356,700	356,700	329,500	356,700	356,700	329,500	329,500	329,500	329,500

ARCHIVED

The Special Population for this Report is 'All IFTs'

<<<< S.E.V., Taxable and Capped Values >>>>

Totals For All Schools:

Totals	Count	2019 SEV	Fin SEV	2020 SEV	2019 Tax	Fin Tax	2020 Tax	BOR Tax	2020 Cap	2020 MCAP
Real	68	104,853,300	104,735,300	84,220,100	104,330,237	104,220,516	83,082,606	83,771,606	84,880,947	85,569,947
Personal	113	11,142,600	9,991,800	9,042,700	11,142,600	9,991,800	9,318,600	9,042,700	9,318,600	9,042,700

ARCHIVED

The Special Population for this Report is 'All IFTs'

<<<< PRE/MBT Percentage Times Taxable >>>>

Totals for School 73010: SAGINAW CITY

Totals for Unit: 02 CITY OF ZILWAUKEE

Property Class	Count	2019 ORIG PRE	2019 ORIG Non-PRE	Final PRE	Final Non-PRE	W/O Winter PRE	W/O Winter Non-PRE	2020 ORIG PRE	2020 ORIG Non-PRE
Industrial	0	0	0	0	0	0	0	0	550,000
All: 02	0	0	0	0	0	0	0	0	550,000

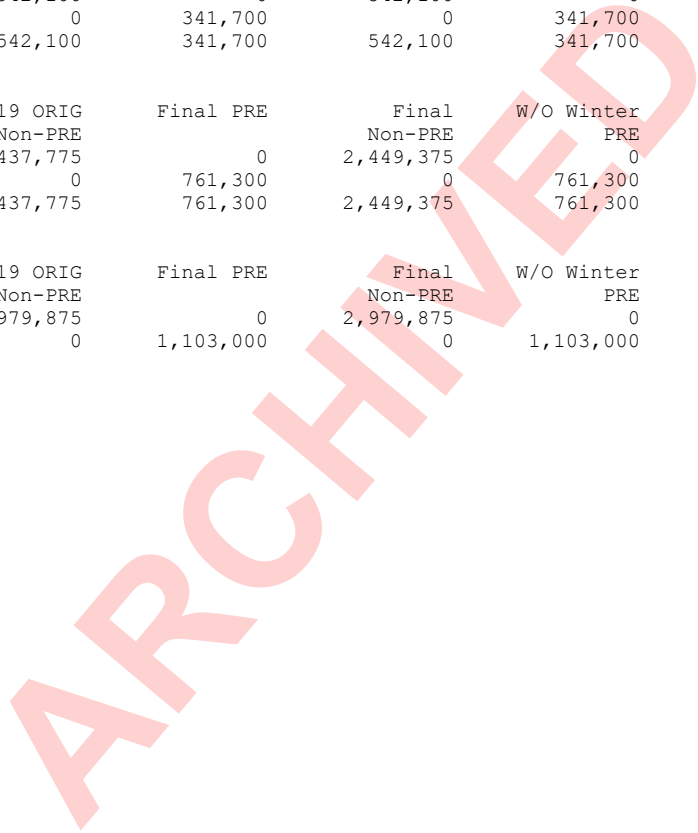
Totals for Unit: 18 KOCHVILLE TOWNSHIP

Property Class	Count	2019 ORIG PRE	2019 ORIG Non-PRE	Final PRE	Final Non-PRE	W/O Winter PRE	W/O Winter Non-PRE	2020 ORIG PRE	2020 ORIG Non-PRE
Industrial	0	0	542,100	0	542,100	0	542,100	0	552,399
Ind. Personal	0	341,700	0	341,700	0	341,700	0	0	0
All: 18	0	341,700	542,100	341,700	542,100	341,700	542,100	0	552,399

Totals for Unit: 90 CITY OF SAGINAW

Property Class	Count	2019 ORIG PRE	2019 ORIG Non-PRE	Final PRE	Final Non-PRE	W/O Winter PRE	W/O Winter Non-PRE	2020 ORIG PRE	2020 ORIG Non-PRE
Industrial	0	0	2,437,775	0	2,449,375	0	2,449,375	0	2,693,275
Ind. Personal	0	761,300	0	761,300	0	761,300	0	707,800	0
All: 90	0	761,300	2,437,775	761,300	2,449,375	761,300	2,449,375	707,800	2,693,275

Totals	Count	2019 ORIG PRE	2019 ORIG Non-PRE	Final PRE	Final Non-PRE	W/O Winter PRE	W/O Winter Non-PRE	2020 ORIG PRE	2020 ORIG Non-PRE
Real	0	0	2,979,875	0	2,979,875	0	2,979,875	0	3,795,674
Personal	32	1,103,000	0	1,103,000	0	1,103,000	0	707,800	0



The Special Population for this Report is 'All IFTs'

<<<< PRE/MBT Percentage Times Taxable >>>>

Totals for School 73012: SAGINAW CITY/ BUENA VISTA

Totals for Unit: 10 BUENA VISTA TOWNSHIP

Property Class	Count	2019 ORIG PRE	2019 ORIG Non-PRE	Final PRE	Final Non-PRE	W/O Winter PRE	W/O Winter Non-PRE	2020 ORIG PRE	2020 ORIG Non-PRE
Industrial	0	0	5,131,500	0	5,131,500	0	5,131,500	0	5,223,004
Ind. Personal	0	1,993,300	17,000	2,027,300	0	1,993,300	34,000	1,757,500	0
All: 10	0	1,993,300	5,148,500	2,027,300	5,131,500	1,993,300	5,165,500	1,757,500	5,223,004
Totals	Count	2019 ORIG PRE	2019 ORIG Non-PRE	Final PRE	Final Non-PRE	W/O Winter PRE	W/O Winter Non-PRE	2020 ORIG PRE	2020 ORIG Non-PRE
Real	0	0	5,131,500	0	5,131,500	0	5,131,500	0	5,223,004
Personal	4	2,010,300	0	2,010,300	0	2,010,300	0	1,757,500	0

ARCHIVED

The Special Population for this Report is 'All IFTs'

<<<< PRE/MBT Percentage Times Taxable >>>>

Totals for School 73030: CARROLLTON

Totals for Unit: 11 CARROLLTON TOWNSHIP

Property Class	Count	2019 ORIG PRE	2019 ORIG Non-PRE	Final PRE	Final Non-PRE	W/O Winter PRE	W/O Winter Non-PRE	2020 ORIG PRE	2020 ORIG Non-PRE
Industrial	0	0	149,700	0	149,700	0	149,700	0	149,800
Ind. Personal	0	52,000	0	52,000	0	52,000	0	47,200	0
All: 11	0	52,000	149,700	52,000	149,700	52,000	149,700	47,200	149,800
Totals	Count	2019 ORIG PRE	2019 ORIG Non-PRE	Final PRE	Final Non-PRE	W/O Winter PRE	W/O Winter Non-PRE	2020 ORIG PRE	2020 ORIG Non-PRE
Real	0	0	149,700	0	149,700	0	149,700	0	149,800
Personal	2	52,000	0	52,000	0	52,000	0	47,200	0

ARCHIVED

The Special Population for this Report is 'All IFTs'

<<<< PRE/MBT Percentage Times Taxable >>>>

Totals for School 73040: SAGINAW TOWNSHIP

Totals for Unit: 23 SAGINAW CHARTER TOWNSHIP

Property Class	Count	2019 ORIG PRE	2019 ORIG Non-PRE	Final PRE	Final Non-PRE	W/O Winter PRE	W/O Winter Non-PRE	2020 ORIG PRE	2020 ORIG Non-PRE
Industrial	0	0	2,379,954	0	2,379,954	0	2,379,954	0	2,421,319
Ind. Personal	0	0	994,500	0	0	0	0	1,494,700	0
All: 23	0	0	3,374,454	0	2,379,954	0	2,379,954	1,494,700	2,421,319
Totals	Count	2019 ORIG PRE	2019 ORIG Non-PRE	Final PRE	Final Non-PRE	W/O Winter PRE	W/O Winter Non-PRE	2020 ORIG PRE	2020 ORIG Non-PRE
Real	0	0	2,379,954	0	2,379,954	0	2,379,954	0	2,421,319
Personal	1	994,500	0	0	0	0	0	1,494,700	0

ARCHIVED

The Special Population for this Report is 'All IFTs'

<<<< PRE/MBT Percentage Times Taxable >>>>

Totals for School 73110: CHESANING

Totals for Unit: 13V CHESANING VILLAGE

Property Class	Count	2019 ORIG PRE	2019 ORIG Non-PRE	Final PRE	Final Non-PRE	W/O Winter PRE	W/O Winter Non-PRE	2020 ORIG PRE	2020 ORIG Non-PRE
Ind. Personal	0	32,900	0	32,900	0	32,900	0	32,900	0
All: 13V	0	32,900	0	32,900	0	32,900	0	32,900	0
Totals	Count	2019 ORIG PRE	2019 ORIG Non-PRE	Final PRE	Final Non-PRE	W/O Winter PRE	W/O Winter Non-PRE	2020 ORIG PRE	2020 ORIG Non-PRE
Personal	3	32,900	0	32,900	0	32,900	0	32,900	0

ARCHIVED

The Special Population for this Report is 'All IFTs'

<<<< PRE/MBT Percentage Times Taxable >>>>

Totals for School 73170: BIRCH RUN

Totals for Unit: 27 TAYMOUTH TOWNSHIP

Property Class	Count	2019 ORIG PRE	2019 ORIG Non-PRE	Final PRE	Final Non-PRE	W/O Winter PRE	W/O Winter Non-PRE	2020 ORIG PRE	2020 ORIG Non-PRE
Industrial	0	0	109,721	0	0	0	0	0	0
Ind. Personal	0	0	156,300	0	0	0	0	0	0
All: 27	0	0	266,021	0	0	0	0	0	0
Totals	Count	2019 ORIG PRE	2019 ORIG Non-PRE	Final PRE	Final Non-PRE	W/O Winter PRE	W/O Winter Non-PRE	2020 ORIG PRE	2020 ORIG Non-PRE
Real	0	0	109,721	0	0	0	0	0	0
Personal	0	156,300	0	0	0	0	0	0	0

ARCHIVED

The Special Population for this Report is 'All IFTs'

<<<< PRE/MBT Percentage Times Taxable >>>>

Totals for School 73180: BRIDGEPORT

Totals for Unit: 09 BRIDGEPORT TOWNSHIP

Property Class	Count	2019 ORIG PRE	2019 ORIG Non-PRE	Final PRE	Final Non-PRE	W/O Winter PRE	W/O Winter Non-PRE	2020 ORIG PRE	2020 ORIG Non-PRE
Industrial	0	0	2,047,100	0	2,047,100	0	2,047,100	0	2,128,100
Ind. Personal	0	584,300	0	584,300	0	584,300	0	531,400	0
All: 09	0	584,300	2,047,100	584,300	2,047,100	584,300	2,047,100	531,400	2,128,100

Totals for Unit: 25 SPAULDING TOWNSHIP

Property Class	Count	2019 ORIG PRE	2019 ORIG Non-PRE	Final PRE	Final Non-PRE	W/O Winter PRE	W/O Winter Non-PRE	2020 ORIG PRE	2020 ORIG Non-PRE
Industrial	0	70,700	0	70,700	0	70,700	0	72,043	0
Ind. Personal	0	15,100	0	15,100	0	15,100	0	14,100	0
All: 25	0	85,800	0	85,800	0	85,800	0	86,143	0

Totals	Count	2019 ORIG PRE	2019 ORIG Non-PRE	Final PRE	Final Non-PRE	W/O Winter PRE	W/O Winter Non-PRE	2020 ORIG PRE	2020 ORIG Non-PRE
Real	1	70,700	2,047,100	70,700	2,047,100	70,700	2,047,100	72,043	2,128,100
Personal	21	599,400	0	599,400	0	599,400	0	545,500	0

ARCHIVED

The Special Population for this Report is 'All IFTs'

<<<< PRE/MBT Percentage Times Taxable >>>>

Totals for School 73190: FRANKENMUTH

Totals for Unit: 03 CITY OF FRANKENMUTH

Property Class	Count	2019 ORIG PRE	2019 ORIG Non-PRE	Final PRE	Final Non-PRE	W/O Winter PRE	W/O Winter Non-PRE	2020 ORIG PRE	2020 ORIG Non-PRE
Industrial	0	0	2,726,454	0	2,726,454	0	2,726,454	0	2,737,604
Ind. Personal	0	917,100	0	917,100	0	917,100	0	329,000	0
All: 03	0	917,100	2,726,454	917,100	2,726,454	917,100	2,726,454	329,000	2,737,604

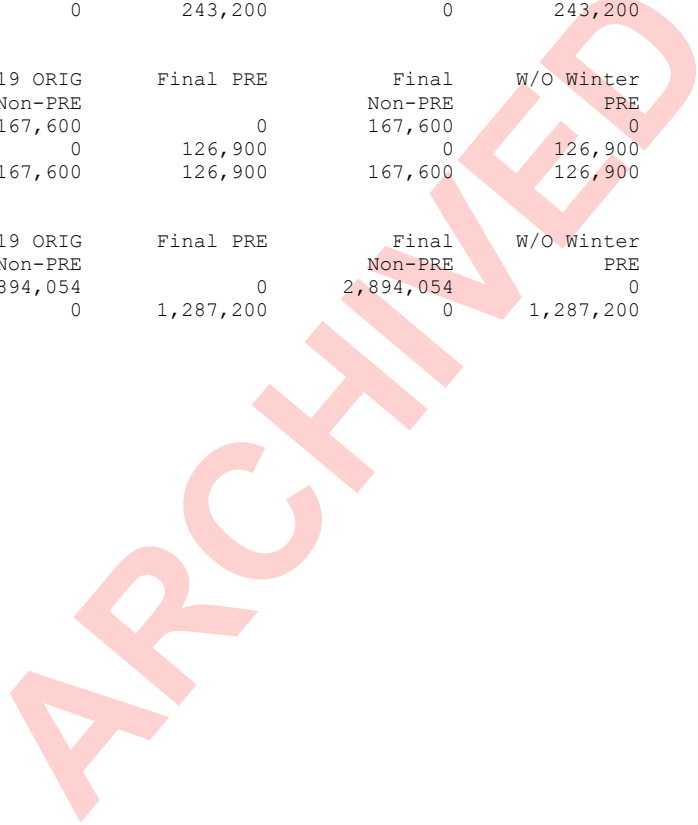
Totals for Unit: 06 BLUMFIELD TOWNSHIP

Property Class	Count	2019 ORIG PRE	2019 ORIG Non-PRE	Final PRE	Final Non-PRE	W/O Winter PRE	W/O Winter Non-PRE	2020 ORIG PRE	2020 ORIG Non-PRE
Ind. Personal	0	243,200	0	243,200	0	243,200	0	230,300	0
All: 06	0	243,200	0	243,200	0	243,200	0	230,300	0

Totals for Unit: 14 FRANKENMUTH TOWNSHIP

Property Class	Count	2019 ORIG PRE	2019 ORIG Non-PRE	Final PRE	Final Non-PRE	W/O Winter PRE	W/O Winter Non-PRE	2020 ORIG PRE	2020 ORIG Non-PRE
Industrial	0	0	167,600	0	167,600	0	167,600	0	167,600
Ind. Personal	0	126,900	0	126,900	0	126,900	0	0	0
All: 14	0	126,900	167,600	126,900	167,600	126,900	167,600	0	167,600

Totals	Count	2019 ORIG PRE	2019 ORIG Non-PRE	Final PRE	Final Non-PRE	W/O Winter PRE	W/O Winter Non-PRE	2020 ORIG PRE	2020 ORIG Non-PRE
Real	0	0	2,894,054	0	2,894,054	0	2,894,054	0	2,905,204
Personal	11	1,287,200	0	1,287,200	0	1,287,200	0	559,300	0



The Special Population for this Report is 'All IFTs'

<<<< PRE/MBT Percentage Times Taxable >>>>

Totals for School 73200: FREELAND

Totals for Unit: 29 TITTABAWASSEE TOWNSHIP

Property Class	Count	2019 ORIG PRE	2019 ORIG Non-PRE	Final PRE	Final Non-PRE	W/O Winter PRE	W/O Winter Non-PRE	2020 ORIG PRE	2020 ORIG Non-PRE
Industrial	0	0	374,558	0	374,558	0	374,558	0	363,000
Ind. Personal	0	66,100	0	66,100	0	66,100	0	54,300	0
All: 29	0	66,100	374,558	66,100	374,558	66,100	374,558	54,300	363,000

Totals	Count	2019 ORIG PRE	2019 ORIG Non-PRE	Final PRE	Final Non-PRE	W/O Winter PRE	W/O Winter Non-PRE	2020 ORIG PRE	2020 ORIG Non-PRE
Real	1	0	374,558	0	374,558	0	374,558	0	363,000
Personal	3	66,100	0	66,100	0	66,100	0	54,300	0

ARCHIVED

The Special Population for this Report is 'All IFTs'

<<<< PRE/MBT Percentage Times Taxable >>>>

Totals for School 73210: HEMLOCK

Totals for Unit: 28 THOMAS TOWNSHIP

Property Class	Count	2019 ORIG PRE	2019 ORIG Non-PRE	Final PRE	Final Non-PRE	W/O Winter PRE	W/O Winter Non-PRE	2020 ORIG PRE	2020 ORIG Non-PRE
Industrial	0	0	86,789,424	0	107,588,424	0	107,588,424	0	65,675,962
Ind. Personal	0	1,742,800	0	1,742,800	0	1,742,800	0	1,204,600	0
All: 28	0	1,742,800	86,789,424	1,742,800	107,588,424	1,742,800	107,588,424	1,204,600	65,675,962
Totals	Count	2019 ORIG PRE	2019 ORIG Non-PRE	Final PRE	Final Non-PRE	W/O Winter PRE	W/O Winter Non-PRE	2020 ORIG PRE	2020 ORIG Non-PRE
Real	0	0	86,789,424	0	86,789,424	0	86,789,424	0	65,675,962
Personal	17	1,742,800	0	1,742,800	0	1,742,800	0	1,204,600	0

ARCHIVED

The Special Population for this Report is 'All IFTs'

<<<< PRE/MBT Percentage Times Taxable >>>>

Totals for School 73230: MERRILL

Totals for Unit: 17V MERRILL VILLAGE

Property Class	Count	2019 ORIG PRE	2019 ORIG Non-PRE	Final PRE	Final Non-PRE	W/O Winter PRE	W/O Winter Non-PRE	2020 ORIG PRE	2020 ORIG Non-PRE
Industrial	0	0	351,851	0	703,702	0	703,702	0	0
Ind. Personal	0	2,542,900	0	2,542,900	0	2,542,900	0	2,085,500	0
All: 17V	0	2,542,900	351,851	2,542,900	703,702	2,542,900	703,702	2,085,500	0
Totals	Count	2019 ORIG PRE	2019 ORIG Non-PRE	Final PRE	Final Non-PRE	W/O Winter PRE	W/O Winter Non-PRE	2020 ORIG PRE	2020 ORIG Non-PRE
Real	0	0	351,851	0	351,851	0	351,851	0	0
Personal	15	2,542,900	0	2,542,900	0	2,542,900	0	2,085,500	0

ARCHIVED

The Special Population for this Report is 'All IFTs'

<<<< PRE/MBT Percentage Times Taxable >>>>

Totals for School 73240: ST CHARLES

Totals for Unit: 26 SWAN CREEK TOWNSHIP

Property Class	Count	2019 ORIG PRE	2019 ORIG Non-PRE	Final PRE	Final Non-PRE	W/O Winter PRE	W/O Winter Non-PRE	2020 ORIG PRE	2020 ORIG Non-PRE
Ind. Personal	0	198,500	0	198,500	0	198,500	0	223,900	0
All: 26	0	198,500	0	198,500	0	198,500	0	223,900	0
Totals	Count	2019 ORIG PRE	2019 ORIG Non-PRE	Final PRE	Final Non-PRE	W/O Winter PRE	W/O Winter Non-PRE	2020 ORIG PRE	2020 ORIG Non-PRE
Personal	1	198,500	0	198,500	0	198,500	0	223,900	0

ARCHIVED

The Special Population for this Report is 'All IFTs'

<<<< PRE/MBT Percentage Times Taxable >>>>

Totals for School 79110: REESE

Totals for Unit: 06 BLUMFIELD TOWNSHIP

Property Class	Count	2019 ORIG PRE	2019 ORIG Non-PRE	Final PRE	Final Non-PRE	W/O Winter PRE	W/O Winter Non-PRE	2020 ORIG PRE	2020 ORIG Non-PRE
Industrial	0	1,051,800	0	1,051,800	0	1,051,800	0	0	1,037,500
Ind. Personal	0	356,700	0	356,700	0	356,700	0	329,500	0
All: 06	0	1,408,500	0	1,408,500	0	1,408,500	0	329,500	1,037,500
Totals	Count	2019 ORIG PRE	2019 ORIG Non-PRE	Final PRE	Final Non-PRE	W/O Winter PRE	W/O Winter Non-PRE	2020 ORIG PRE	2020 ORIG Non-PRE
Real	0	1,051,800	0	1,051,800	0	1,051,800	0	0	1,037,500
Personal	1	356,700	0	356,700	0	356,700	0	329,500	0

ARCHIVED

Totals For All Schools:

Totals	Count	2019 ORIG PRE	2019 ORIG Non-PRE	Final PRE	Final Non-PRE	W/O Winter PRE	W/O Winter Non-PRE	2020 ORIG PRE	2020 ORIG Non-PRE
Real	2	1,122,500	103,207,737	1,122,500	103,098,016	1,122,500	103,098,016	72,043	83,699,563
Personal	111	11,142,600	0	9,991,800	0	9,991,800	0	9,042,700	0

ARCHIVED